







IAGES - BEST RESEARCHER AWARD 2022-23 : WINNERS LIST

S.No	IAGES NO	Photo	Name	Institution	Contact No	Email Id	List of top 5 paper
1	887		<b>Kaushik Bhattacharya</b>	CAPFs Composite Hospital BSF Kadamtala	9434228461	kbhattacharya10@yahoo.com	<ol style="list-style-type: none"> <li>1. Professor Leslie H. Blumgart- Pioneering Hepatopancreaticobiliary Surgeon: a Tribute.</li> <li>2. Alzheimer's disease after a major surgery - Are we prepared ?</li> <li>3. Curious case of Small Bowel Obstruction</li> <li>4. Is there an urgent need for National Surgical Museum in India?</li> <li>5. Surgeons guilt after a postoperative complication</li> </ol>
2	3871		<b>Vipul Yagnik</b>	Nishtha surgical hospital and research Centre	9879503296	vipul.yagnik@gmail.com	<ol style="list-style-type: none"> <li>1. Guidelines to diagnose and treat peri-levator high-5 anal fistulas: Supralelevator, suprasphincteric, extrasphincteric, high outersphincteric, and high intrarectal fistulas</li> <li>2. Non-Locatable Internal Opening in Anal Fistula Associated with Acute Abscess and Its Definitive Management by Garg Protocol</li> <li>3. A Novel MRI and Clinical-Based Scoring System to Assess Post-Surgery Healing and to Predict Long-Term Healing in Cryptoglandular Anal Fistulas</li> <li>4. Increased Risk of Bleeding with Topical Metronidazole in a Postoperative Wound after Anal Fistula and Hemorrhoid Surgery: A Propensity Score-Matched Case-Control Study</li> <li>5. Garg scoring system to predict long-term healing in cryptoglandular anal fistulas: a prospective validation study</li> </ol>
3	8679		<b>Kalayarasan Raja</b>	Jawaharlal Institute of Postgraduate Medical Education and Research (JIPMER), Puducherry	9843015499	kalayarasanraja@yahoo.com	<ol style="list-style-type: none"> <li>1. Do preoperative pancreatic computed tomography attenuation index and enhancement ratio predict pancreatic fistula after pancreaticoduodenectomy?</li> <li>2. Modified binding pancreaticogastrostomy vs modified Blumgart pancreaticojejunostomy after laparoscopic pancreaticoduodenectomy for pancreatic or peripapillary tumors.</li> <li>3. Risk factor analysis for duodenal margin positivity following gastrectomy for resectable gastric cancer.</li> <li>4. Early experience with robot-assisted Frey's procedure surgical outcome and technique: Indian perspective.</li> <li>5. Incretin based therapy and pancreatic cancer: Realising the reality.</li> </ol>
4	7758		<b>Peeyush Varshney</b>	AIIMS, Jodhpur	9929069007	drpeeyushvarshney@gmail.com	<ol style="list-style-type: none"> <li>1. Robotic-assisted resection of proximal jejunal ischemic stricture and intracorporeal robot-sewn anastomosis</li> <li>2. Total robotic right hepatectomy for multifocal hepatocellular carcinoma using vessel sealer</li> <li>3. Intra-Nodal Indocyanine Green Injection to Delineate Thoracic Duct During Minimally Invasive Esophagectomy</li> <li>4. Insulinoma—Accurate Preoperative Localization Is the Key to Management: An Initial Experience</li> <li>5. Heterotopic Pancreas Mimicking Metastases from Renal Carcinoma: A Rare Differential.</li> </ol>